

Instructions for downloading and installing Linkword Android courses

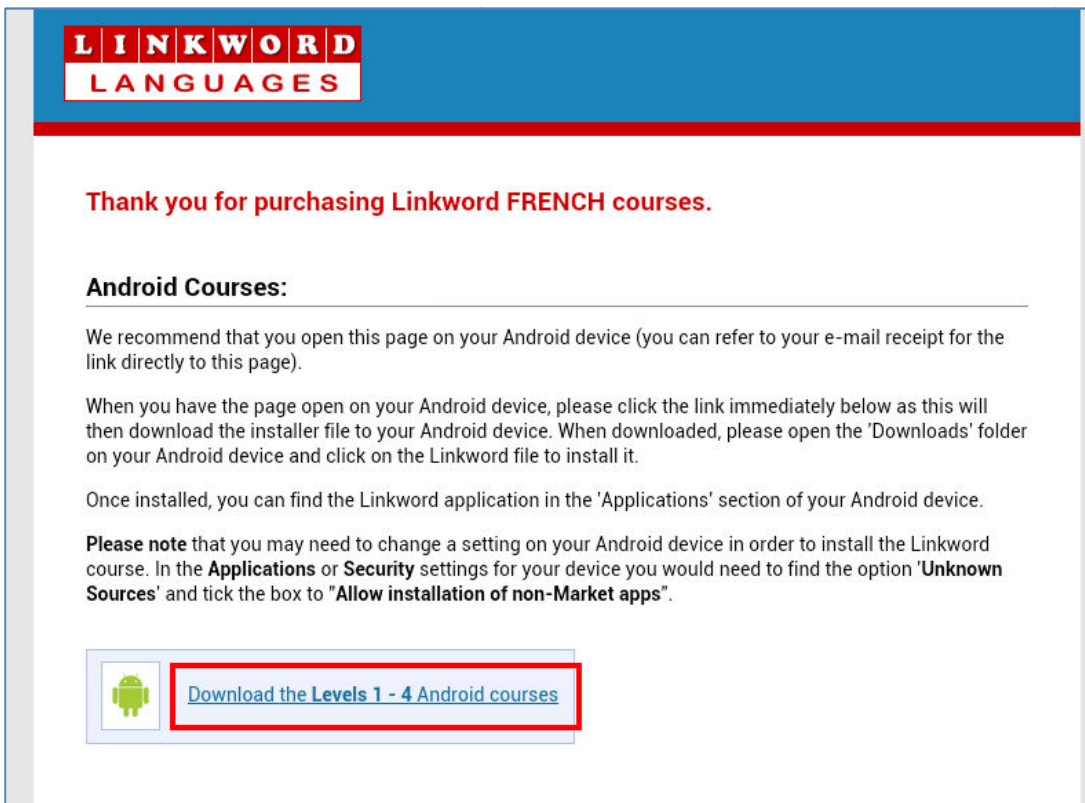
After making a purchase, you'll be provided with a link to download your course. This link can be found on the receipt page you see immediately after purchase, and is also available on your receipt e-mail.

The download link is valid for 72 hours after purchase.

We recommend that you open the link (mentioned above) on your Android device.

Please note that you may need to change a setting on your Android device in order to install the Linkword course. In the **Applications** or **Security** settings for your device you would need to find the option '**Unknown Sources**' and tick the box to "**Allow installation of non-Market apps**".

From the download page, click on the link to download the **French Level s 1-4** courses (for example).



The screenshot shows a webpage with a blue header containing the 'LINKWORD LANGUAGES' logo. Below the header, there is a red heading that says 'Thank you for purchasing Linkword FRENCH courses.' Underneath, a section titled 'Android Courses:' is followed by three paragraphs of instructions. The final paragraph is a 'Please note' section about enabling 'Unknown Sources' in settings. At the bottom, there is a button with an Android icon and the text 'Download the Levels 1 - 4 Android courses', which is highlighted with a red border.

L I N K W O R D
L A N G U A G E S

Thank you for purchasing Linkword FRENCH courses.


Android Courses:

We recommend that you open this page on your Android device (you can refer to your e-mail receipt for the link directly to this page).

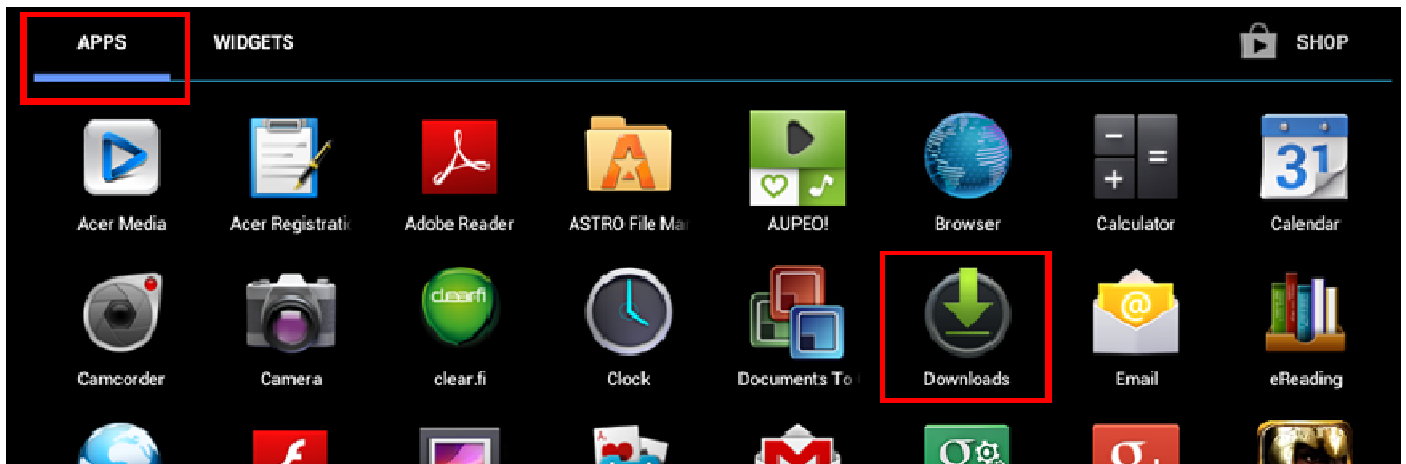
When you have the page open on your Android device, please click the link immediately below as this will then download the installer file to your Android device. When downloaded, please open the 'Downloads' folder on your Android device and click on the Linkword file to install it.

Once installed, you can find the Linkword application in the 'Applications' section of your Android device.

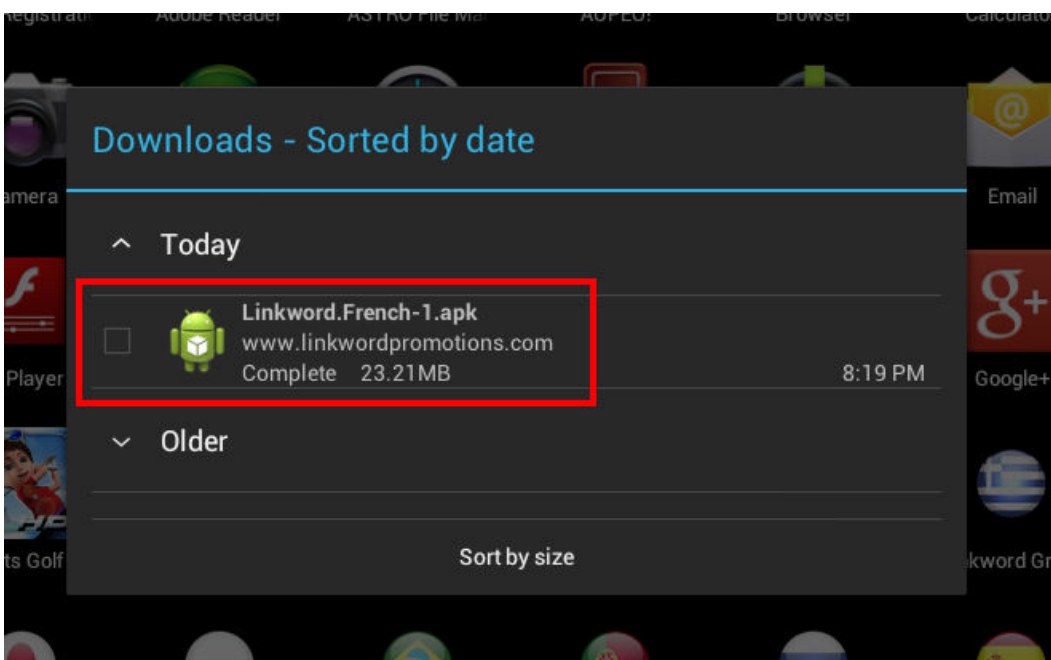
Please note that you may need to change a setting on your Android device in order to install the Linkword course. In the **Applications** or **Security** settings for your device you would need to find the option '**Unknown Sources**' and tick the box to "**Allow installation of non-Market apps**".

 [Download the Levels 1 - 4 Android courses](#)

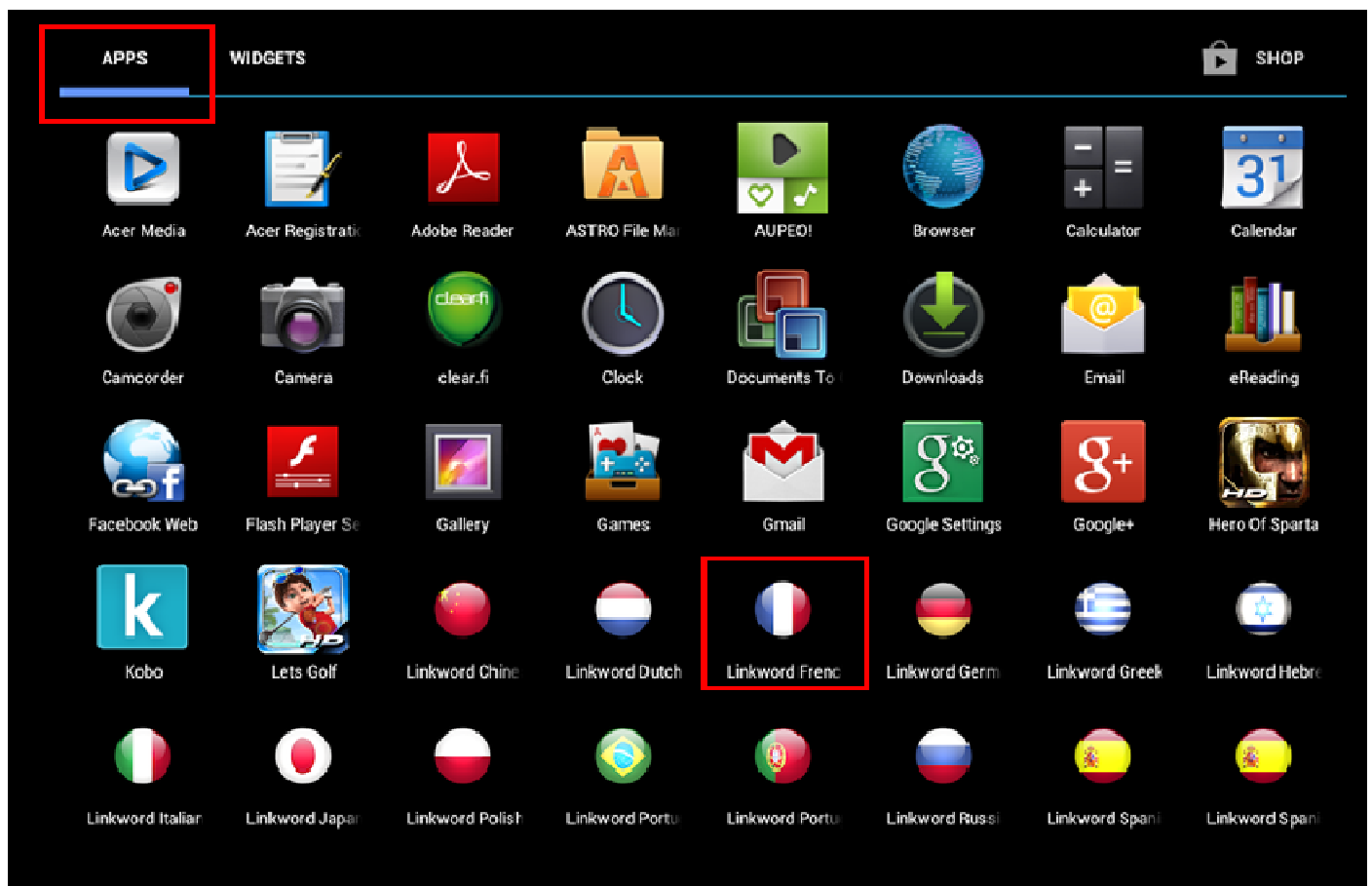
When the download is complete, go to the **apps section** on your Android device and choose the **DOWNLOADS** app as shown below.



In the **DOWNLOADS** section, choose the **Linkword.French.apk** (for example) download and click on it to install.



When the course has been installed, go to the **apps section** on your Android device and click on the **Linkword French** app (for example) to run the course.



Thank you again for your purchase. We hope that you find the course enjoyable and informative, and please don't hesitate to contact us if you have any enquiries.

Copyright © Michael M Gruneberg

Linkword Languages, 92 Westport Avenue, Mayals, Swansea, SA3 5EF, UK

Tel:

01792 401 134

E-mail:

orders@linkwordlanguages.com

Web:

www.linkwordlanguages.com